

baby lock

Primo



Creative
COVER STITCH

baby lock

2.2
2.0
1.8
1.5
1.3
1.0
0.8
0.6
N

Creative Cover Stitch

The brand new baby lock Primo masters the complete repertoire of classic cover stitches. But it can do much more, as it is also equipped with a world first: the **BABY LOCK SWING FOOT!** Two wipers are integrated into this foot, which can sew additional threads of different qualities.

Sewing is done in combination with chain or cover stitches, so that the reverse side corresponds to that of the respective cover stitch. And: popular conveniences in technical perfection such as the thread delivery

system, needle threader, air threading for looper thread, needle position button or speed regulator also guarantee carefree sewing pleasure with the Primo.

OPTIONAL FOOT INSERTS also make it possible to attach ribbons or cords, for example to make or appliqué borders.

The standard cover foot supplied enables effortless changeover to a cover machine by replacing it with the swing foot.

Possible applications

- All areas in which classic cover stitches are used

Additionally

- Top coverstitch for double-sided decorative effect
- Functional stitches on sportswear (e.g. outer topstitching on trousers or shirts)
- Seam stabilisation or attractive dividing seams
- Decorative seams for clothing, accessories or decorative items
- Production of borders
- Stitches with decorative front



With the cover stitch machines from baby lock, professional cover stitches can be created effortlessly at home. Cover stitches are very stretchy and resilient and are therefore particularly suitable for elasticated clothing such as sportswear or for stretchy fabrics such as jersey.

The cover stitches from baby lock not only impress with their functionality, they also look great as decorative seams and give all sewing projects that special something.



3-thread Cover Stitch wide (6 mm)
for hemming and decorative effects



3-thread Cover Stitch narrow (3 mm)
for hemming, sewing bindings and decorative effects



4-thread Cover Stitch (6 mm)
elasticated cover seam and beautiful decorative effects



Chain Stitch
connecting and decorative stitches

Creative Cover Stitch

In addition to the classic Cover Stitches, the Primo also masters exclusive Top Cover Stitches, which are particularly impressive. The Primo's swing foot is equipped with two wipers, which skilfully guide the thread onto the fabric. The result is a wonderfully curved decorative

stitch – a world novelty in the history of coverstitching. The number of needles and threads used can be mixed and matched to create a choice of eight different stitch variations – from narrow and delicate to lush and decorative.

SERPENTINE STITCH

If you use the swing foot with just one wiper, the result is a stitch that is reminiscent of the zigzag stitch from the sewing machine sector or a serpentine, which is also what gives this stitch its name. You can choose between several stitches – the triple serpentine stitch, the wide and narrow serpentine stitch and the serpentine chain stitch. Playing with the stitch length creates new, interesting and unique sewing creations.




Not only can standard sewing threads be inserted, but – and this is where the fun really starts – lustre threads, bulk threads and decorative threads of various thicknesses can be combined with the swing foot to create impressive creations that invite you to experiment again and again.

SWING STITCH



When using both wipers, stitches with a special swing are created. The two threads are alternately applied to the coverstitch seam with a semi-circular swing, creating a wide, narrow and triple swing stitch as well as the swing chain stitch.



What can the Primo do?

Sewing speed controller




The sewing speed can be individually adjusted for delicate and precise sewing.

Needle positioning button



This button can be used to change the position of the needle. This is particularly helpful when sewing a stitch with a sharp corner or when finishing the stitch in the round.

Swing foot with wiper(s)



The swing foot of the Primo differs from the standard foot found on most cover machines. As the wipers are integrated into the foot, the shank and presser foot are combined into a single unit. The wipers on the swing foot form the creative top stitch.

Lowerable conveyor

The conveyor lowers automatically when the foot is lifted.

Magnetic needle storage

The needles are always stored safely and within easy reach.

Thread delivery system

The automatic thread delivery ensures beautiful stitches – with any thread and on any fabric. The thread tension for the looper and needles can be individually adjusted using two dials.

Air threading system


The Primo has an innovative air threading system. A compressor activated at the touch of a button threads the looper thread reliably and quickly.

Knee lever

The knee lever for free hands to guide the fabric safely. Simply raise and lower the presser foot with your knee.

Wiper positioning lever

This lever can be used to activate or deactivate the wipers.



Technical data

PRIMO IN DETAIL

Number of needles	3
Number of threads	2/3/4/5/6
Stitches per minute	1,500
Stitch length	1 – 4 mm
Stitch width	3 or 6 mm
ExtraordinAir™ Threading	✓
Throat space	140 mm
Foot lift – with swing foot	5,5 mm
Foot lift – with the standard cover foot, two-stage up to	8 mm
Measurement	49 x 37 x31 cm
Weight	12 kg
Knee lever	✓
Speed regulation	✓
LED light	✓
Differential transport	✓
Snap-on sewing foot	✓
Thread cutter	✓
Vertical needle high penetration force	✓
Needle positioning button	✓
Needle threader	✓
Optional accessories	✓
Serpentine & Swing Stitch 3-thread Cover Stitch wide (6 mm)	✓
Serpentine & Swing Stitch 3-thread Cover Stitch narrow (3 mm)	✓
Serpentine & Swing Stitch 4-thread Cover Stitch (6 mm)	✓
Serpentine & Swing Stitch Chain Stitch	✓
3-thread Cover Stitch wide (6 mm)	✓
3-thread Cover Stitch narrow (3 mm)	✓
4-thread Cover Stitch (6 mm)	✓
Chain Stitch	✓

4 YEARS
GUARANTEE

2-year statutory warranty plus
2-year baby lock extended warranty

baby lock
www.babylock.co.uk

facebook.com/BabylockUK
instagram.com/babylock_uk